

OC-3 MULTIPLEXER



TOTAL ACCESS® OPTI-3™ SINGLE OC-3 TO THREE DS3

The ADTRAN Total Access® OPTI-3™ sets a new mark for OC-3 multiplexers, delivering three DS3 circuits from a single OC-3 feed. Designed to meet the growing demand for DS3 deployment in today's economy, the Total Access OPTI-3 eliminates the need for expensive SONET multiplexer equipment in terminal mode applications and provides the fullest use of OC-3 capacity.

The Total Access OPTI-3 is interoperable with other SONET devices complying with GR-253 for easy deployment in new and existing SONET networks. A carrier-class device, the Total Access OPTI-3 meets the needs of applications that require extended temperature range operation such as remote terminals. The fully integrated design supports optional redundancy and is easily managed with support for TL1 commands over the Data Communications Channel (DCC). Additional management features include a local craft interface, remote alarm transport via DCC, and alarm reporting to legacy alarm systems. Front panel LEDs conveniently display status information.

The unit requires only a fraction of the footprint normally needed for optical deployments. The Total Access OPTI-3 occupies standard slots in either a small two rack unit high wallmount chassis (WMC) or a space-saving one rack unit high rackmount chassis (RMC). The Total Access OPTI-3 can also be configured to operate redundantly with optional protection of the optics components. It can upgrade online from unprotected to protected.

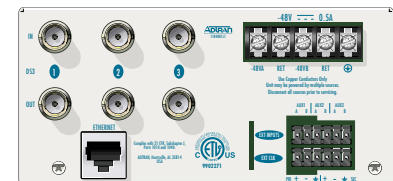
The DS3 BNC coax connectors are located on the rear of the Total Access OPTI-3 chassis. This permits easy access to the customer side of the network for a convenient demarcation point, or to extend services to DS3 multiplexer applications. The fiber optics enter the chassis from the front of the unit and terminate on the card with a dual SC connector for simple installation. The unit provides for external auxiliary alarm inputs, and the RMC chassis provides additional alarm outputs for CO alarms.

PRODUCT FEATURES

- One GR-253 compliant OC-3 port, three DS3 ports
- Supports 1:1 optical and electrical protection, 1+1 SONET Automatic Protection Switch (APS)
- Interoperable with industry-standard SONET multiplexers
- Uses 2 or, with redundancy, 4 SM fibers at 1310 nm, over a 40 km range
- Transports DS3 signals, channelized/unchannelized
- Mounts in a space-saving wallmount chassis (WMC) or a one rack unit high 19 in. or 23 in. rackmounted chassis (RMC)
- Single card, hot swappable solution increases reliability and reduces cost
- Supports management functions over the DCC
- Local craft port interface, for local and remote management
- Upgrade online from unprotected to protected
- NEBS Level 3 compliant
- Includes an industry-leading 10-year warranty



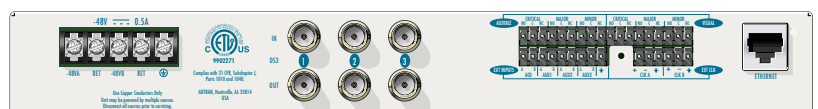
Front view OPTI-3 Wallmount



Rear view OPTI-3 Wallmount



Front view OPTI-3 Rackmount



Rear view OPTI-3 Rackmount

CORPORATE OFFICE

ADTRAN, Inc.
901 Explorer Boulevard
P.O. Box 140000
Huntsville, AL 35814-4000

800 9ADTRAN
256 963-8000

fax: 256 963-7916

fax back: 256 963-8200

e-mail: info@adtran.com

web site: www.adtran.com

REGIONAL OFFICES

Dallas, TX
800 471-8648

Denver, CO
800 471-8651

Irvine, CA
800 788-5408

Kansas City, KS
800 471-8649

Philadelphia, PA
800 471-8656

San Antonio, TX
888 223-7671

INTERNATIONAL CONTACTS

Beijing, China
8610 8857-6415

Canada
877 923-8726

Germany
49 6007 930-203

Hong Kong
852 2824-8283

Latin America
954 474-4424

London, U.K.
44 1252 626-730

Melbourne, Australia
61 3 9658-0500

Mexico/Caribbean
954 577-0357

Zürich, Switzerland
41 1 880-2777

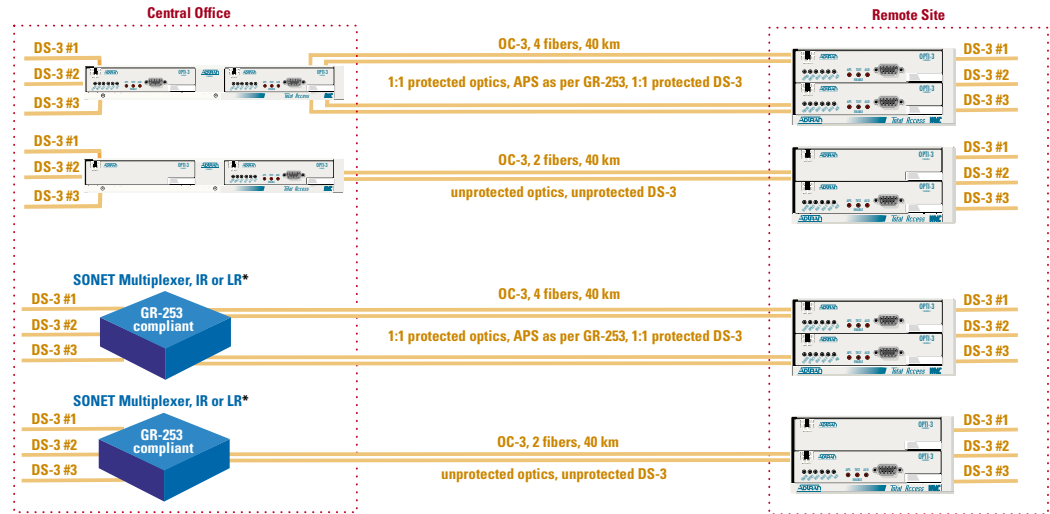


I.S. EN ISO 9001

ADTRAN is an ISO 9001 registered company.



Printed in the U.S.A. on recycled paper.
6118400XL1-8B December 2001
©2001 ADTRAN, Inc. All rights reserved.



* Note: The OPTI-3 interoperates with GR-253 compliant SONET Multiplexers, including TL-1 communications for remote management of the remote devices via the DCC. Contact ADTRAN for current listing of the multiplexers which have been verification tested for operation with the OPTI-3.

Product Specifications

FACEPLATE FEATURES

LEDs

- Board status
- Optics status
- DS3-1
- DS3-2
- DS3-3
- ACO

Switches

- ACO
- Test/APS enable
- APS
- Craft interface connector

MECHANICAL

- Dimensions of wallmount chassis:
12 in. D x 6 in. W x 3.5 in. H
- Mountings: Wall, shelf or cabinet mountable
- Dimensions of 19 in. and 23 in. chassis:
12 in. D x 13.5 in. W x 1.75 in. H

INTERFACES

- Single OC-3 Standard optical interface to network with dual SC connector
- GR-253 compliant, 1310 nm
- 3 DS3 level signals with standard 75 ohm BNC connectors, DS3 or DS3 UNI
- 2 BITS clock inputs, wire wrap

ELECTRICAL

Power Requirements

- -48 VDC nominal
- -42 VDC minimum
- -56 VDC maximum
- 8.5 watts nominal @ 48 VDC

REGULATORY STANDARDS

- NEBS Level 3
- GR-1089-CORE
- UL 1950
- FCC Part 15

ENVIRONMENTAL

Operating Temperature

- -40°C to + 65°C for 19 in. and 23 in. rackmount chassis
- -40°C to + 50°C for wallmount chassis

Storage

- -40°C to + 85°C for 19 in. and 23 in. rackmount chassis
- -40°C to + 70°C for wallmount chassis
- Relative Humidity: 5% to 95%, noncondensing

Ordering Information

EQUIPMENT

PART

OPTI-3 wallmount chassis	1184001L1
OPTI-3 card	1184002L1
OPTI-3 19 in. or 23 in. rackmount chassis	1184003L1

Bundles

WMC OPTI-3 w/redundancy	4184001L1
RMC OPTI-3 w/redundancy	4184003L1
WMC OPTI-3 non-redundancy	4184001L2
RMC OPTI-3 non-redundancy	4184003L2
WMC OPTI-3 w/redundancy and battery backup	4184001L3

Specifications subject to change without notice.